

Burrillville										
Budget to Actual 1										
Fiscal Year	A	B	C	D	E	F	G	H	I	J
	2022	2023	2024	2024	2024	2024	2025	2026	2027	2028
1a Levy subject to § 44-5-2	30,273	30,737	-			-	-	-	-	-
1b Motor Vehicle Levy	2,173	-	-			-	-	-	-	-
2 PILOT and Tax Treaties (Included in Levy)	2,637	2,627	-			-	-	-	-	-
3 PILOT and Tax Treaties (excluded from Levy)	22	19	-			-	-	-	-	-
4 Adjustments to Current Year Levy	29	(34)	-			-	-	-	-	-
5 Adjustments to Prior Year's Levy	(53)	(52)	-			-	-	-	-	-
6 Current Year Collection Rate	99.3%	99.6%	0.0%			0.0%	0.0%	0.0%	0.0%	0.0%
	Audited Actual**	Audited Actual**	Budget	Amended Budget	Actual	Projected	Year 2 Forecast	Year 3 Forecast	Year 4 Forecast	Year 5 Forecast
	Total MTPA*	Total MTPA*	Total MTPA*	Total MTPA*	Total MTPA*	Total MTPA*	Total MTPA*	Total MTPA*	Total MTPA*	Total MTPA*
7 Property Tax	32,820	30,980	-			-	-	-	-	-
8 Local Non-Property Tax Revenues	2,462	2,201	-			-	-	-	-	-
9 Federal Aid	840	535	-			-	-	-	-	-
10 State Aid	4,660	5,437	-			-	-	-	-	-
11 Other Revenue	141	178	-			-	-	-	-	-
12 Municipal Education Appropriation	-	-	-			-	-	-	-	-
13 Total Revenue	40,922	40,331	-			41,404	-	-	-	-
14 Financing Sources	1,055	1,471	-			17	-	-	-	-
15 Compensation	6,266	6,478	-			-	-	-	-	-
16 Overtime	739	426	-			-	-	-	-	-
17 Health Insurance	1,196	1,161	-			-	-	-	-	-
18 Other Benefits	593	739	-			-	-	-	-	-
19 Pension	666	655	-			-	-	-	-	-
20 OPEB	-	-	-			-	-	-	-	-
21 Operations	6,707	6,654	-			-	-	-	-	-
22 Municipal Education Appropriation	20,809	21,160	-			-	-	-	-	-
23 Municipal Debt Service	969	1,085	-			-	-	-	-	-
24 School Debt Service	432	635	-			-	-	-	-	-
25 Total Expenditures	38,376	38,994	-			43,741	-	-	-	-
26 Financing Uses	1,821	1,976	-			1,649	-	-	-	-
27 Net Change (row 13-14-25-26)	1,781	832	-			(3,769)	-	-	-	-
28 Appropriated Fund Balance	-	-	-			4,863	-	-	-	-
29 Prior Period Adjustments - MTP Non-audit	-	-								
30 Prior Period Adjustments - Audit	-	-								
31 Total Prior Period Fund Balance (Rows 32 to 36)	-	16,949								
32 Non-spendable***	229	237								
33 Restricted***	(19)	94								
34 Committed	6,570	5,933								
35 Assigned	119	335								
36 Unassigned	8,320	10,212								
37 Enterprise Fund Net Position	1,131	992								

\*Total MTPA or Total Municipal Transparency Amount, is the financial activity for all reportable funds and is available for all reporting periods. For schools this reflects all funds of the school department excluding internal service and fiduciary funds, while for municipalities this includes financial statement general fund and some other funds such as special revenue, enterprise, and debt service. Inclusion and or exclusion of funds is based on Municipal Transparency Portal Implementation Guidance. In general, excluded funds from municipal reporting are fiduciary, capital project, internal service, water, sewer, and storm water. Some Funds may be added or removed from one year to the next.

\*\*The amounts reported in the columns with the headings marked Audited Actual (A,B) are derived from annual audit reports

\*\*\*Fund balance classifications (rows 32 and 33) may include net position if Enterprise Fund activity is reported prior to FY19.

^ This Transparency Report is required under RI General Law 45-12-22.2 (d) to be signed and posted to the Municipality's website. Any missing data from any of the columns is due to this information not being currently available, the Municipality/School District failing to report in a prior period, or the information is not applicable.

^^ The data found in this report has been summarized for the purposes of display. The raw data which includes department level information along with visualization tools, definitions, as well as a listing of definition and coding changes between years can be found by going to <http://www.municipalfinance.ri.gov/> and clicking on Municipal Transparency Portal tab. The Audited Actual information is derived from the MTP-2 report that can be found in the Municipality/Regional School District's corresponding fiscal year audit report under supplementary information. The details on which Funds are included in Total MTPA are provided in the Annual Supplemental Transparency Report (MTP2) and Combining Schedules of Reportable Government Services with Reconciliation to MTP2, which can be found in the annual audit reports.

^^ Report in thousands

Burrillville school district										
Budget to Actual 1										
Fiscal Year	A	B	C	D	E	F	G	H	I	J
	2022	2023	2024	2024	2024	2024	2025	2026	2027	2028
1a Levy subject to § 44-5-2										
1b Motor Vehicle Levy										
2 PILOT and Tax Treaties (Included in levy)										
3 PILOT and Tax Treaties (excluded from levy)										
4 Adjustments to Current Year Levy										
5 Adjustments to Prior Year's Levy										
6 Current Year Collection Rate										
	Audited Actual**	Audited Actual**	Budget	Amended Budget	Actual	Projected	Year 2 Forecast	Year 3 Forecast	Year 4 Forecast	Year 5 Forecast
	Total MTPA*	Total MTPA*	Total MTPA*	Total MTPA*	Total MTPA*	Total MTPA*	Total MTPA*	Total MTPA*	Total MTPA*	Total MTPA*
7 Property Tax	-	-	-	-	-	-	-	-	-	-
8 Local Non-Property Tax Revenues	-	88	-	-	-	-	-	-	-	-
9 Federal Aid	4,712	4,329	-	-	-	-	-	-	-	-
10 State Aid	13,970	14,841	-	-	-	-	-	-	-	-
11 Other Revenue	833	1,269	-	-	-	-	-	-	-	-
12 Municipal Education Appropriation	20,839	21,160	-	-	-	-	-	-	-	-
13 Total Revenue	40,353	41,688	-	-	-	36,704	-	-	-	-
14 Financing Sources	-	-	-	-	-	-	-	-	-	-
15 Compensation	21,586	22,185	-	-	-	-	-	-	-	-
16 Overtime	137	98	-	-	-	-	-	-	-	-
17 Health Insurance	3,985	3,978	-	-	-	-	-	-	-	-
18 Other Benefits	1,345	1,324	-	-	-	-	-	-	-	-
19 Pension	2,732	2,891	-	-	-	-	-	-	-	-
20 OPEB	-	-	-	-	-	-	-	-	-	-
21 Operations	10,421	11,309	-	-	-	-	-	-	-	-
22 Municipal Education Appropriation	-	-	-	-	-	-	-	-	-	-
23 Municipal Debt Service	-	-	-	-	-	-	-	-	-	-
24 School Debt Service	-	-	-	-	-	-	-	-	-	-
25 Total Expenditures	40,205	41,784	-	-	-	-	-	-	-	-
26 Financing Uses	-	250	-	-	-	36,704	-	-	-	-
27 Net Change (row 13+14-25-26)	148	(346)	-	-	-	-	-	-	-	-
28 Appropriated Fund Balance	-	-	-	-	-	-	-	-	-	-
29 Prior Period Adjustments - MTP Non-audit	-	-								
30 Prior Period Adjustments - Audit	-	-								
31 Total Prior Period Fund Balance (Rows 32 to 36)	-	2,945								
32 Non-spendable***	-	-								
33 Restricted***	192	395								
34 Committed	-	-								
35 Assigned	2,593	1,661								
36 Unassigned	-	-								
37 Enterprise Fund Net Position	158	379								

\*Total MTPA or Total Municipal Transparency Amount, is the financial activity for all reportable funds and is available for all reporting periods. For schools this reflects all funds of the school department excluding internal service and fiduciary funds, while for municipalities this includes financial statement general fund and some other funds such as special revenue, enterprise, and debt service. Inclusion and or exclusion of funds is based on Municipal Transparency Portal Implementation Guidance. In general, excluded funds from municipal reporting are fiduciary, capital project, internal service, water, sewer, and storm water. Some funds may be added or removed from one year to the next.

\*\*The amounts reported in the columns with the headings marked Audited Actual (A,B) are derived from annual audit reports

\*\*\*Fund balance classifications (rows 32 and 33) may include net position if Enterprise Fund activity is reported prior to FY19.

^ This Transparency Report is required under RI General Law 45-12-22.2 (d) to be signed and posted to the Municipality's website. Any missing data from any of the columns is due to this information not being currently available, the Municipality/School District failing to report in a prior period, or the information is not applicable.


^^ The data found in this report has been summarized for the purposes of display. The raw data which includes department level information along with visualization tools, definitions, as well as a listing of definition and coding changes between years can be found by going to <http://www.municipalfinance-ri.gov/> and clicking on Municipal Transparency Portal tab. The Audited Actual information is derived from the MTP-2 report that can be found in the Municipality/Regional School District's corresponding fiscal year audit report under supplementary information. The details on which Funds are included in Total MTPA are provided in the Annual Supplemental Transparency Report (MTP2) and Combining Schedules of Reportable Government Services with Reconciliation to MTP2, which can be found in the annual audit reports.


^^ Report in thousands


All columns on pages 1 and 2, except for A and B, are based on the municipality's or school district's most currently available information at the time of submission and are unaudited; the financial information in these columns are subject to change.

*This report may encompass the following reporting periods:*


- o Adopted Budget Survey (§ 44-35-10 (b)) due within 30 days of final action on budget by Municipality/Regional School District
- o 5 Year Forecast (§ 44-35-10 (c)) due within 30 days of final action on budget by Municipality/Regional School District
- o Budget to Actual (§ 45-12-22.2 (b)) due 25 days after fiscal quarters 2, 3, and 4
- o Municipal Data Report (§ 45-12-22.2 (c)) due prior to finalization of Municipal/Regional School District audit (included in final audit as supplementary information).

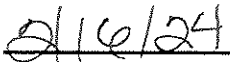
  
\_\_\_\_\_  
Municipal Chief Executive Officer

  
\_\_\_\_\_  
Date


  
\_\_\_\_\_  
Municipal Chief Financial Officer

  
\_\_\_\_\_  
Date

  
\_\_\_\_\_  
Superintendent of Schools

  
\_\_\_\_\_  
Date

  
\_\_\_\_\_  
School Business Manager

  
\_\_\_\_\_  
Date